

# N I N S K I

L O N D O N

## HIFU USER MANUAL



# TABLE OF CONTENTS

---

## 1 INTRODUCTION

- 1.1 Working Principle
- 1.2 Benefits of treatment
- 1.3 Benefits of machine

---

## 2 TECHNICAL SPECIFICATIONS

---

## 3 CONTRAINDICATIONS

---

## 4 HOW TO INSTALL & USE

- 4.1 Machine Introduction
- 4.2 Handle & Cartridges
- 4.3 System Introduction

---

## 5 PARTS LIST

---

## 6 MACHINE INSTALLATION STEPS

- 3.4 Treatment Course
- 3.5 Treatment Parameters

---

## 7 TREATMENTS

- 4.1 Treatment procedure
- 4.2 Aftercare

# 1 INTRODUCTION

## 1.1 Working Principle

HIFU is Non Surgical Face Lift Treatment- HIFU (High Intensity Focused Ultrasound) Technology , the ageing effects will show on the skin like the wrinkles, fine lines, saggy skin and under eye-bags. This is a sign of your body is producing less collagen and elastin. The collagen is the key structural component to support your skin. HIFU (High-Intensity Focused Ultrasound) which is the new technical for face lifting and tightening. HIFU is delivered into the deep skin and cause thermal coagulation to SMAS (Superficial Muscular Aponeurotic System). It can provide the skin tightening and rejuvenation which happens gradually with time. HIFU technology device is an effective, safe and painless skin tightening treatment.

## 1.2 Benefits of Treatment

- Wrinkle Removal: Forehead wrinkle, fines around eyes, lip lines, neck wrinkle.
- Lifting: Double Chins, flabby cheeks, sagging eye corner, eyebrows line.
- Reshape Young Contour: lifting loose area, remove extra fat on face, reshape elastic "V-shape" face
- Restore Skin Elasticity: Stimulate the regeneration & recombination of skin collagen, make skin delicate sheen and elastic.
- Contour: Restore loose tummy after birth, cellulite etc.

## 1.3 Benefits of Machine

- Completely non-invasive and non- ablative to the epidermis layer.
- No down time, and make- up can be wearied only in 15 min after the treatment.
- Fast operation time , full face and neck treatment only takes 40-60 minutes
- Long lasting result, 2-3 year can last only with one treatment.
- No pain, painless , safe and no side effects, anaesthesia procedure is unnecessary before the treatment.
- Flexible treatment, one single treatment achieves instant result
- High quality, low consumables

## 2 TECHNICAL SPECIFICATIONS

Type	High Intensity Focused Ultrasound
Frequency	4MHz
Power	200W
Treatment Depth	DS4-1.5 DS4-3.0 DS4-4.5 (DS4-8.0 DS4-13.0 optional)
Treatment Length	DS4-1.5: 5----15mm DS4-3.0/DS4-4.5: 5----25mm
Energy	5----60 degree
Shots Gap	1.0---2.5mm
Power Source	AC 110V~220V~50Hz/60Hz
Machine Size & Net weight	400X350X335mm & 8.5Kg
Package Size & Gross weight	525X445X465mm & 12Kg
Trolley Size & Net weight	540X480X790mm & 10Kg
Trolley package Size & Gross weight	680X680X330mm & 15Kg

### 3 CONTRAINDICATIONS

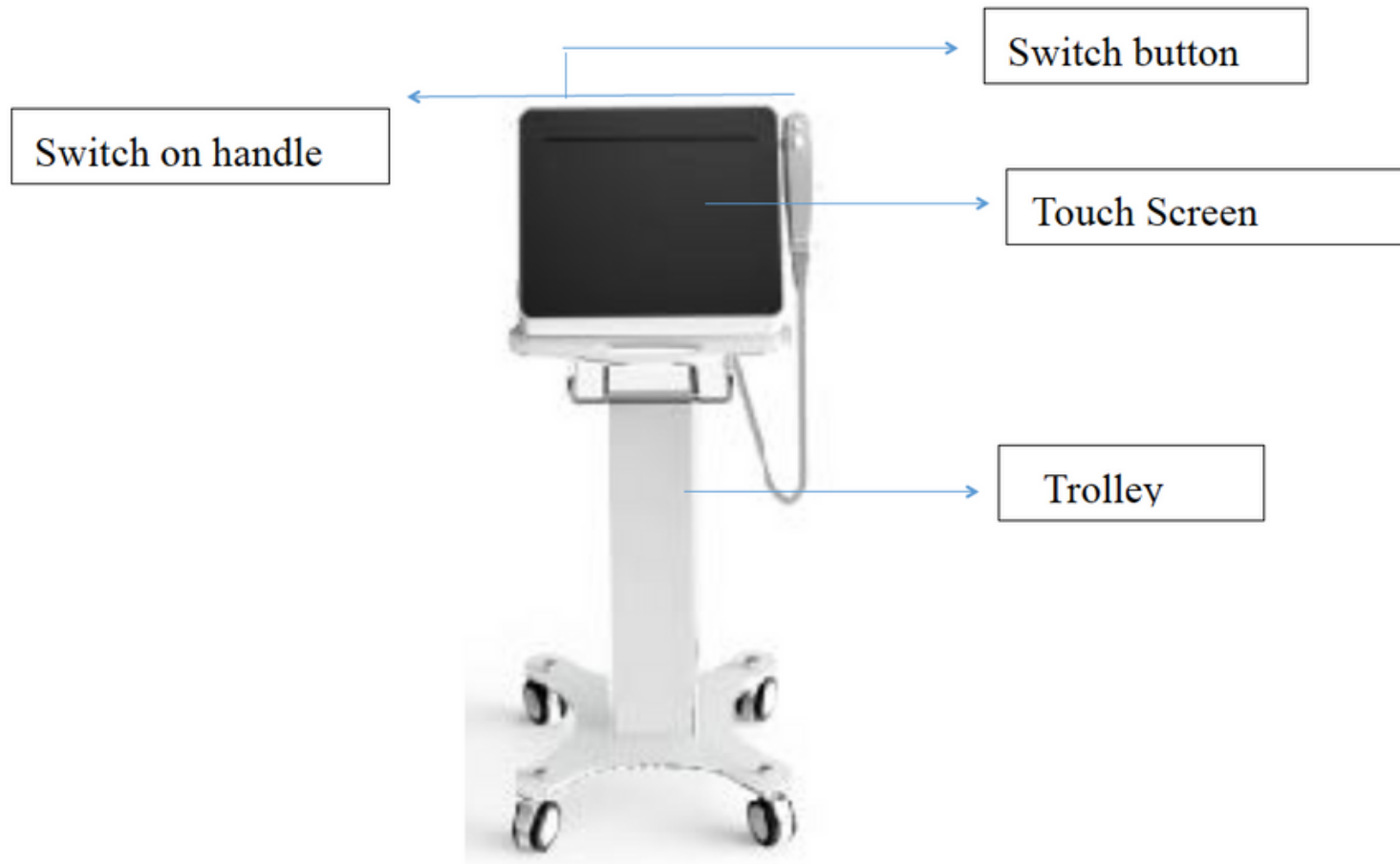
- Face or Neck Traumatic, other wound on face.
- Filler inside face or neck
- Severe Acne
- Pregnant women, high blood pressure, heart-disease people etc

#### Notes:

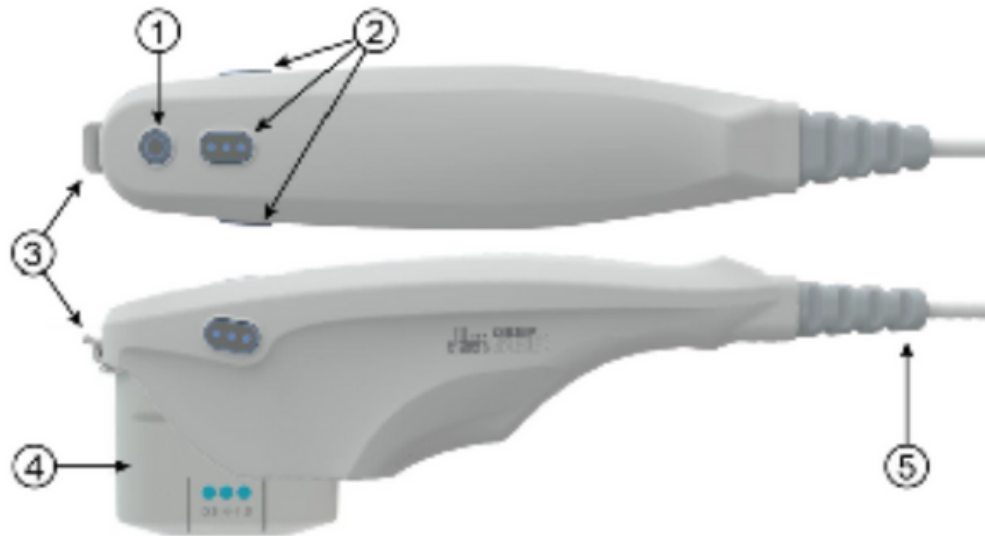
- High energy is not allowed
- No repeat on the same

## 4 HOW TO INSTALL & USE



### 4.1 Machine Introduction



## 4.2 Handle and Cartridges



- 1 Switch button
- 2 Work indicator lamp
- 3 Locks, make the cartridge fixed inside.
- 4 Cartridge
- 5 Soft Cable Protective hose

		
DS4-4.5mm	DS4-1.5mm	DS4-3.0mm

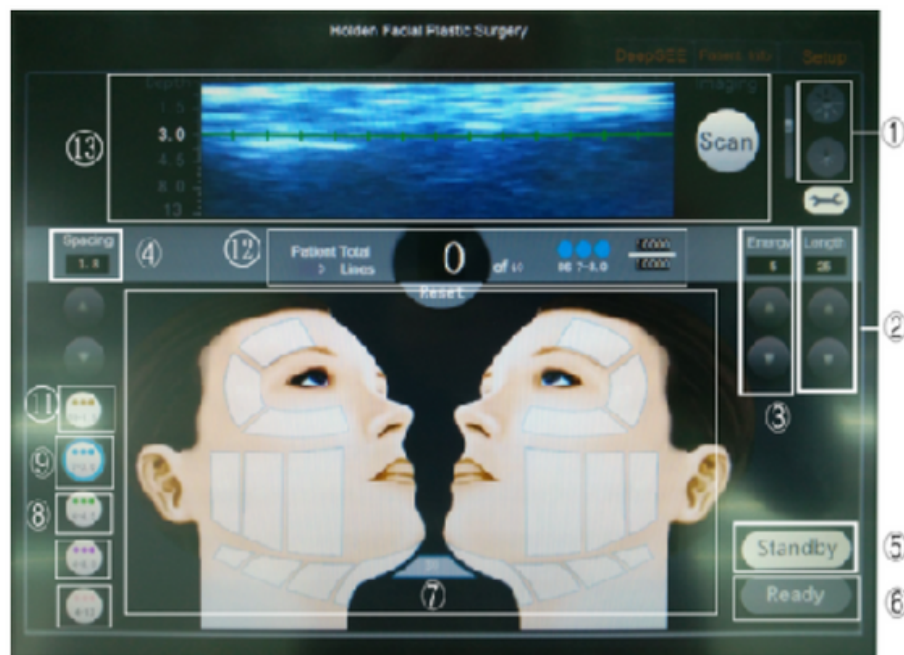




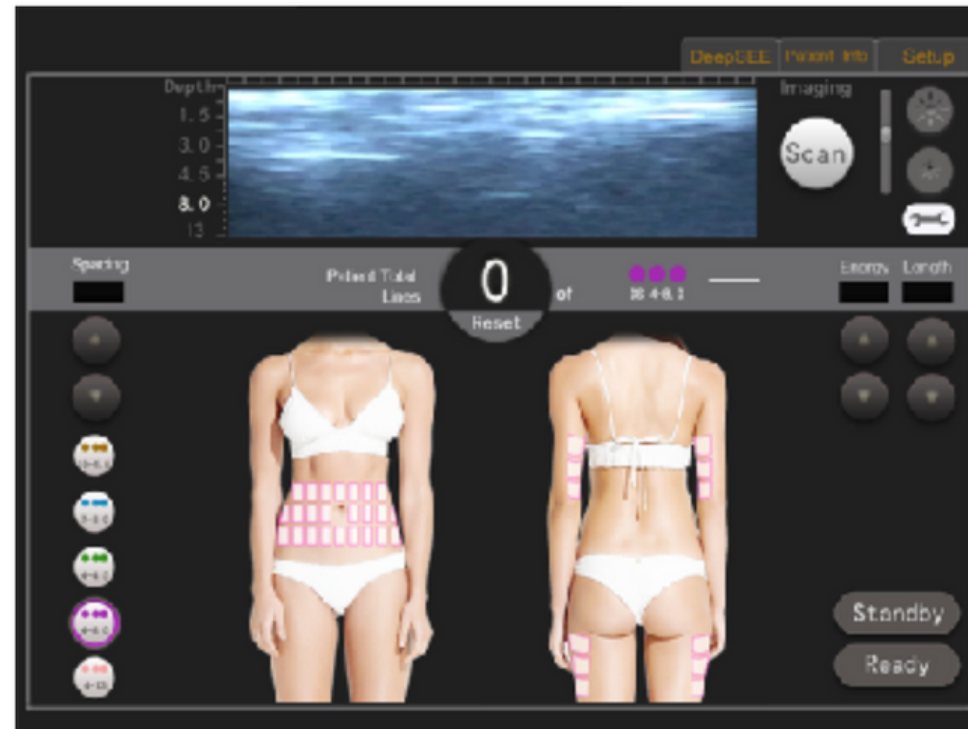
- 1 The mark on the top with other information.
- 2 Treatment depth and Length.

Types of Cartridges	Frequecny	Depth	Image Depth	Length
DS 10-1.5	4MHz	1.5mm	0-8mm	15mm
DS 7-3.0	4MHz	3.0mm	0-8mm	25mm
DS 4-4.5	4MHz	4.5mm	0-8mm	25mm
DS 4-8.0	4MHz	8.0mm	0-8mm	25mm
DS 4-13.0	4MHz	13.0mm	0-8mm	25mm

## 4.3 System Introduction



Items	Description	
1	Brightness Control	Adjust the brightness of the screen
2	Treatment Length	Adjust the treatment length
3	Energy	Adjust the energy
4	Shots Gap	Adjust the distance between shots
5	Ready	Start treatment
6	Standby	Standby
7	Treatment area	Details on treatment area
8	DS4-4.5mm	4.5mm treatment depth
9	DS4-3.0mm	3.0mm treatment depth
10	-----	-----
11	DS4-1.5mm	1.5mm treatment depth
12	Record	Patients' information saved
13	Image depth	Image show of treatment depth













The parameters of menu for body treatment is the same as the menu for face, no suggested treatment parameters for body, it is ok as long as no repeat shots on treatment area.

## 5 PART LIST

- Handle
- DS4-4.5mm
- DS4-3.0mm
- DS4-1.5mm
- Power line

## 6 MACHINE INSTALLATION STEPS

		
Trolley installation		
		
Handle supporter	Connect the handle	Install the cartridge

		
Plug the power	Face Marking	Smear Gel
		
Start treatment		

# 7 TREATMENT

## 7.1 Treatment Procedures

- Clean the skin before treatment
- If patient is sensitive to pain, numbing cream can be applied for 30-60 minutes before treatment.
- Face marking as pictures below.
- Apply the gel
- Goggles for patient is needed to protect eyes
- Adjust the energy levels. Start with energy low first, test energy on client's skin. If client can handle a higher energy put energy up.
- Choose proper cartridge to do treatment and change it based on different area: 1.5mm for forehead, 3.0mm for cheeks, 4.5mm for both sides of the cheeks.
- Areas not allowed: Bottom of eyes, temples, the nerve area around the corner of mouth.
- Ice compress is not allowed after treatment in two hours.



## 7.2 Aftercare

1. After treatment, skin will be a little red. It will feel tight but skin will go back to normal.
2. In the same day, shower with hot water is not allowed, no sauna or facial massage in two weeks, RF treatment, IPL and laser treatment can be used in four weeks.
3. Moisturise: at least three masks in one week, except daily moisturising.
4. Drink loads of water.
5. Suggest to take oral collagen, 10g ACMETEA, 1-6 months depends on skin restoration.
6. Avoid make up until skin is healed.

# CONTACT US

NINSKI LONDON  
42 Westow Street  
SE19 3AH

[www.ninski.com](http://www.ninski.com)  
[ninski.42@gmail.com](mailto:ninski.42@gmail.com)



# N I N S K I

L O N D O N